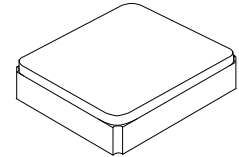


# SF1186G

## 1575.42 MHz SAW Filter



SM2520-4

- *Designed for Front End GPS Applications*
- *Steep Rejection*
- *2.5 x 2.0 x 1.0 mm Surface-Mount Case*
- *No Matching Circuit Required*
- *AEC Q200 Qualified*

### Absolute Maximum Ratings

Rating	Value	Units
Maximum Input Power, DC to 3 GHz	+10	dBm
Maximum Input Power, 0.8 to 1 GHz and 1.7 to 1.9 GHz	+20	dBm
Maximum DC Voltage On any Non-ground Terminal	5	VDC
Storage Temperature Range in Tape and Reel	-40 to +85	°C
Maximum Soldering Profile (5 cycles maximum)	265 °C for 10 s	

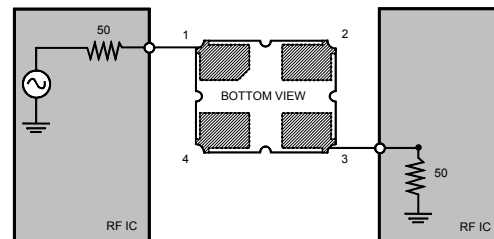
### Electrical Characteristics

Characteristic	Sym	Notes	Min	Typ	Max	Units
Nominal Operating Frequency	$f_C$		1575.42			MHz
Passband Insertion Loss, $f_C \pm 1.0$ MHz	IL			1.5	2.2	dB
Amplitude Ripple, $f_C \pm 1.0$ MHz				0.1	1.0	dB <sub>p-p</sub>
Attenuation Referenced to 0 dB:						dB
DC to 1400 MHz			35.0	37.0		
1400 to 1475 MHz			30.0	34.0		
1475 to 1525 MHz			25.0	37.0		
1625 to 1640 MHz			30.0	45.0		
1640 to 2000 MHz			32.0	34.0		
2000 to 3000 MHz			20.0	28.0		
$S_{11}$ VSWR across $f_C \pm 1.0$ MHz				1.2	2.0	
$S_{22}$ VSWR across $f_C \pm 1.0$ MHz				1.2	2.0	
Source impedance	$Z_S$			50		$\Omega$
Load impedance	$Z_L$			50		$\Omega$
Operating Temperature	$T_A$		-40		+85	°C

Single-ended Input / Output Impedance Match	No matching network required for operation at 50 ohms
Case Style	SM2520-4
Lid Symbolization (2A=SF1186G Y=year, W=week)	2A, YW
Standard Reel Quality, 7 inch Reel Size	500 Pieces Reel
Standard Reel Quantity, 13 inch Reel Size	3000 Pieces/Reel

### Electrical Connections

Connection	Terminals
Input	1
Output	3
Ground	All others

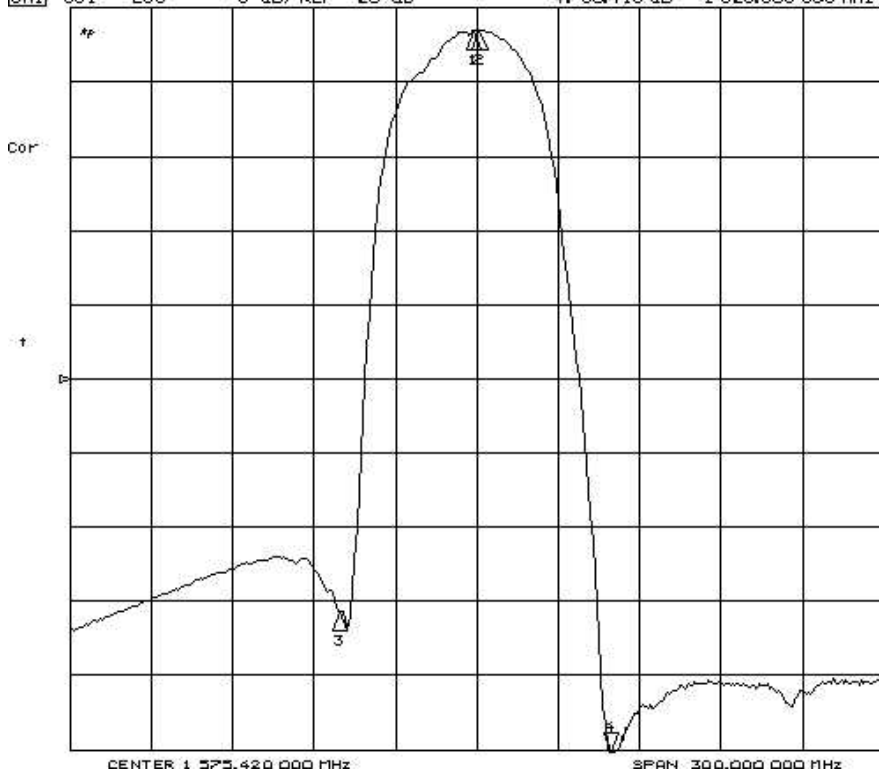


**CAUTION: Electrostatic Sensitive Device. Observe precautions for handling.**

#### NOTES:

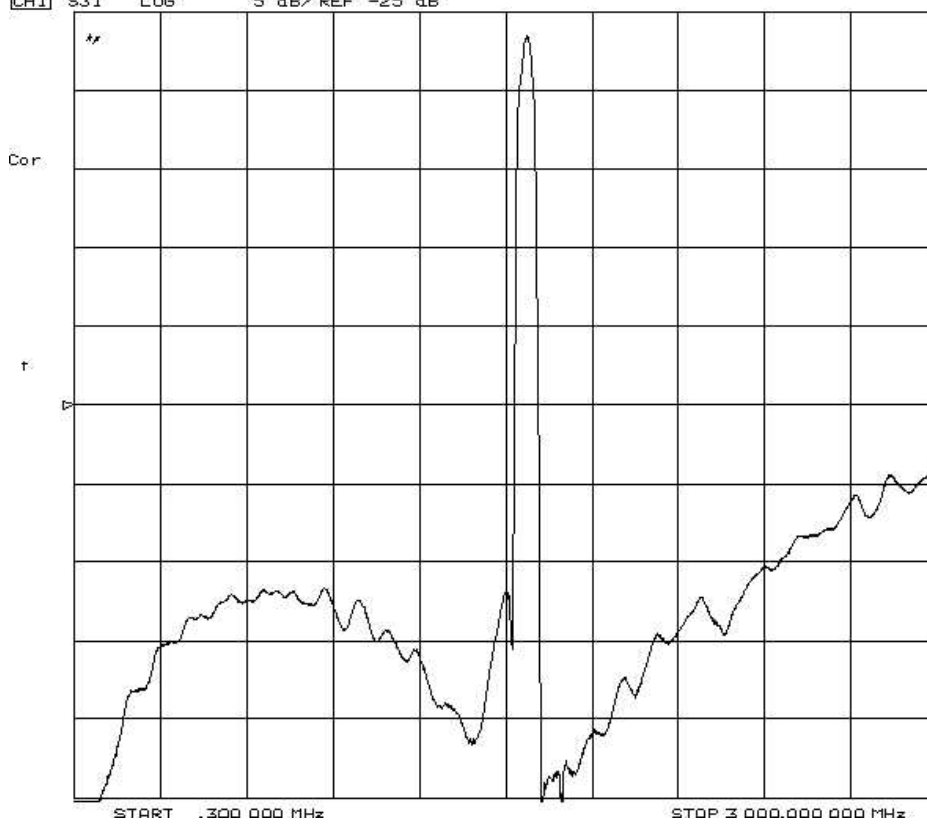
1. US and international patents may apply.
2. Murata, stylized Murata logo, and Murata N.A., Inc. are registered trademarks of Murata Manufacturing Co., Ltd
3. This product is made by TAI-SAW Technology Co., LTD. in Taiwan.

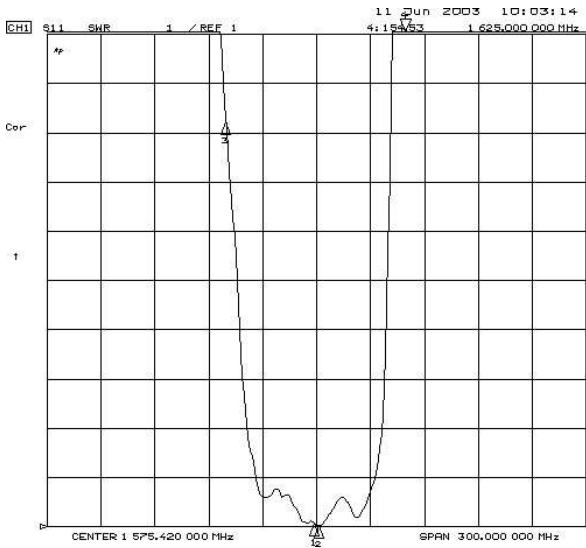
11 Jun 2003 10:02:57  
 [CH1] S31 L06 5 dB/REF -25 dB 47-50.418 dB 1.625.000 000 MHz



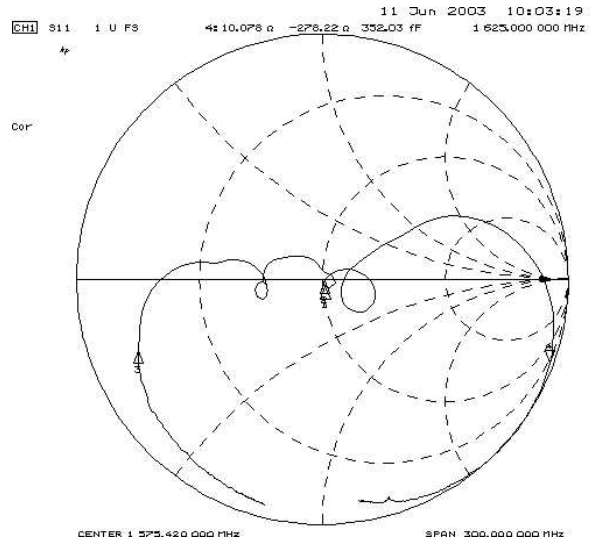
CH1 Markers  
 1:-1.5373 dB  
 1.52422 GHz  
 2:-1.5102 dB  
 1.52662 GHz  
 3:-40.682 dB  
 1.52500 GHz

11 Jun 2003 10:43:09  
 [CH1] S31 L06 5 dB/REF -25 dB

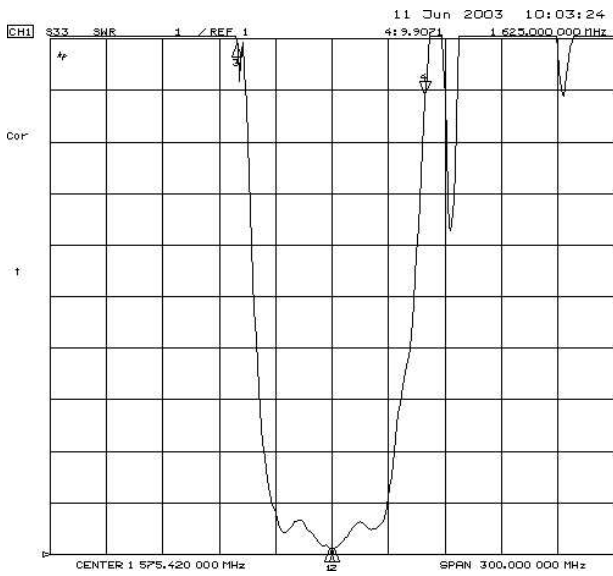




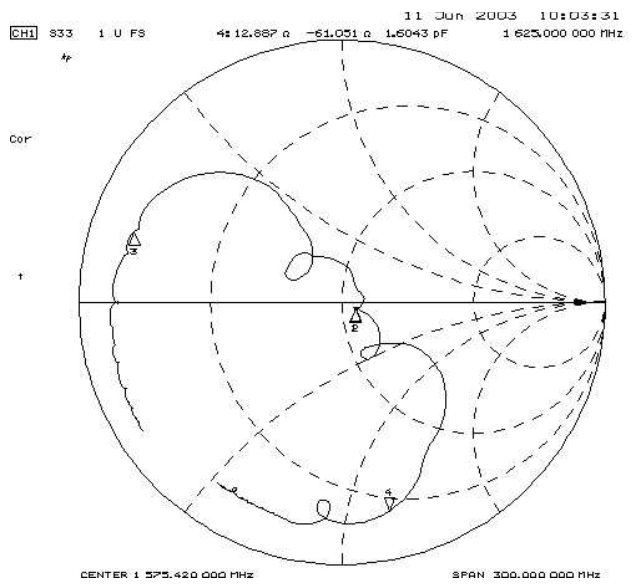
CH1 Markers  
 1: 1.0649  
 1.57422 GHz  
 2: 1.0252  
 1.57662 GHz  
 3: 9.2329  
 1.52500 GHz



CH1 Markers  
 1: 51.211 a  
 -2.9629 a  
 1.57422 GHz  
 2: 51.002 a  
 -667.97 na  
 1.57662 GHz  
 3: 5.6143 a  
 -3.6334 a  
 1.52500 GHz



CH1 Markers  
 1: 1.1199  
 1.57422 GHz  
 2: 1.1221  
 1.57662 GHz  
 3: 11.090  
 1.52500 GHz

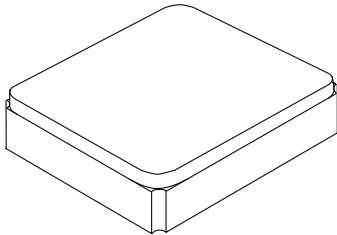


CH1 Markers  
 1: 55.340 a  
 -2.5137 a  
 1.57422 GHz  
 2: 55.604 a  
 -2.3867 a  
 1.57662 GHz  
 3: 4.6333 a  
 8.2703 a  
 1.52500 GHz

# SM2520-4 Case

## 4-Terminal Ceramic Surface-Mount Case

### 2.5 X 2.0 mm Nominal Footprint



#### Case Dimensions

Dimension	mm		
	Min	Nom	Max
A	1.88	2.0	2.12
B	2.38	2.5	2.62
C			1.00
D	0.67	0.80	0.83
E	0.80	0.95	1.10
F	0.55	0.70	0.85
G	0.50	0.60	0.70

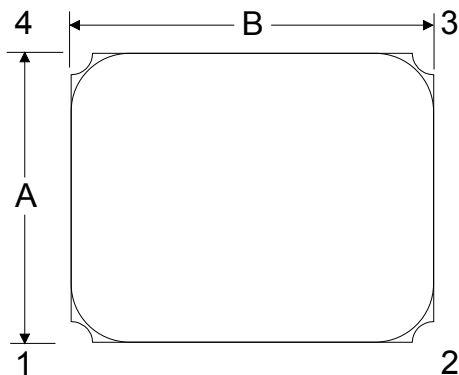
#### Electrical Connections

Connection		Terminals
Port 1	Single-ended Input	1
Port 2	Single-ended Output	3
	Ground	All others
Single-ended Operation Only		

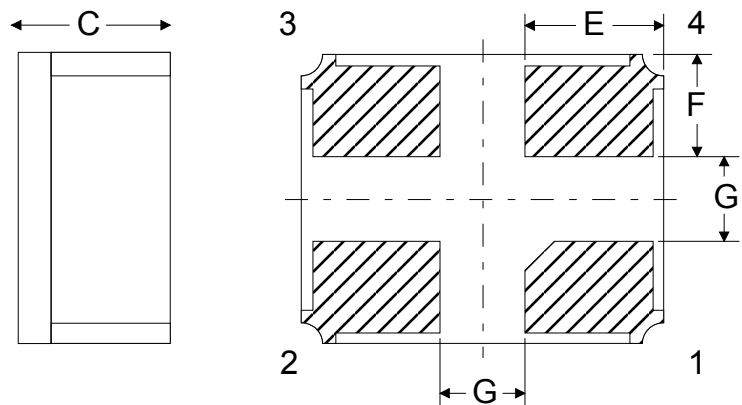
#### Materials

Solder Pad Plating	0.3 to 1.0 $\mu\text{m}$ Gold over 1.27 to 8.89 $\mu\text{m}$ Nickel
Lid Plating	2.0 to 3.0 $\mu\text{m}$ Nickel
Body	$\text{Al}_2\text{O}_3$ Ceramic
Pb Free	

TOP VIEW



BOTTOM VIEW



## PCB Foot Print

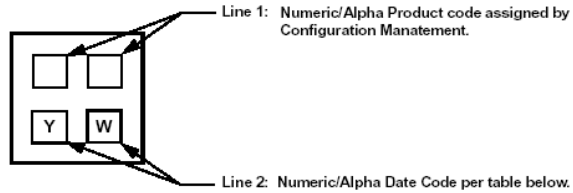
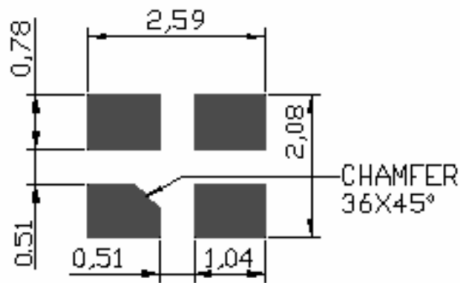
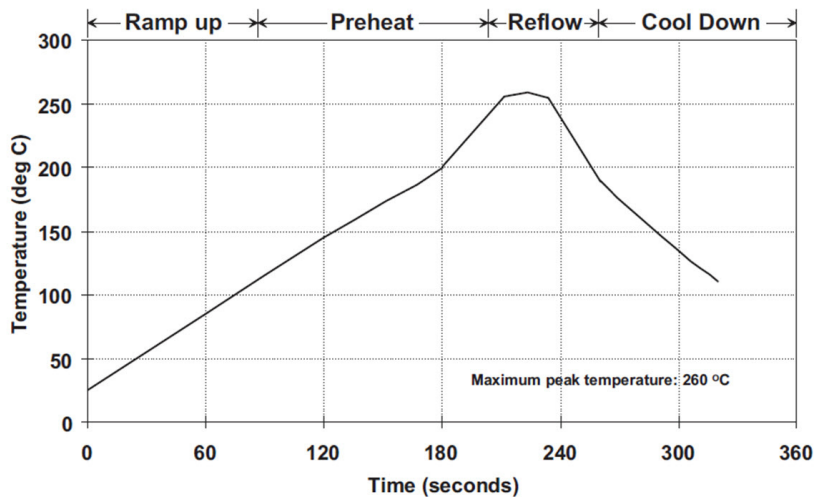


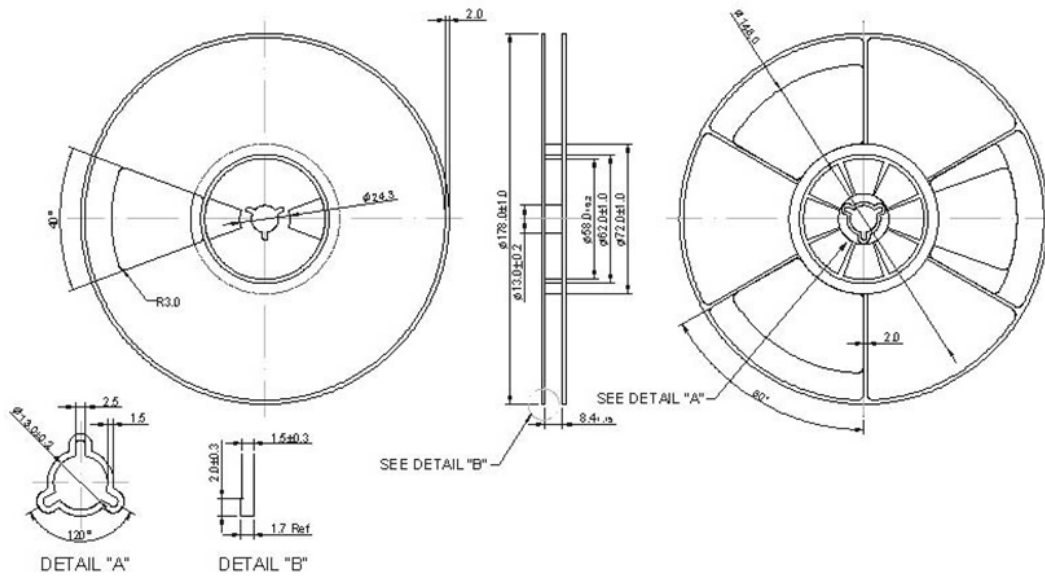
Table 4: SM2520-4

YEAR CODE		WEEK CODE							
NUMBER	REPRESENTS	ALPHA CHARACTER	REPRESENTS WEEK NO.	ALPHA CHARACTER	REPRESENTS WEEK NO.	ALPHA CHARACTER	REPRESENTS WEEK NO.	ALPHA CHARACTER	REPRESENTS WEEK NO.
3	2013	A	01	N	14	a	27	n	40
4	2014	B	02	O	15	b	28	o	41
5	2015	C	03	P	16	c	29	p	42
6	2016	D	04	Q	17	d	30	q	43
7	2017	E	05	R	18	e	31	r	44
8	2018	F	06	S	19	f	32	s	45
9	2019	G	07	T	20	g	33	t	46
0	2020	H	08	U	21	h	34	u	47
		I	09	V	22	i	35	v	48
		J	10	W	23	j	36	w	49
		K	11	X	24	k	37	x	50
		L	12	Y	25	l	38	y	51
		M	13	Z	26	m	39	z	52

## Reflow Profile



## Reel Dimension



## Tape Dimension

