

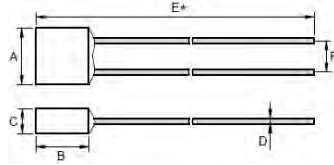


## Standard Ratings

## Thermal cutoffs (TCO)



### ● S&T series 10A&15A



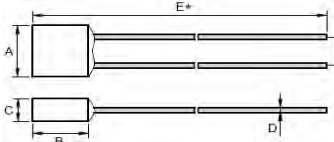
Dimensions (mm)

A	B	C	D	E*	F*
8.3±0.5	7.5±0.5	3.4±0.2	1.05±0.05	45±5	5.2±0.5

Model NO.	Tf (°C)	Fuse-Temp (°C)	TH (°C)	TM (°C)	Ir (A)	Ur (V)	*In 8/20us (15Times)	*Imax 8/20us (1 Time)	UL	CUL	VDE	CCC	PSE	RoHS
S102	102	98±2	72	200	10	250AC	5KA	10KA	●	●	●	●	●	●
S115	115	111±2	85						●	●	●	●	●	●
S136	136	131±2	106						●	●	●	●	●	●
T102	102	98±2	72	200	15/16	250AC	6KA	12KA	●	●	●	●	●	●
T115	115	111±2	85						●	●	●	●	●	●
T136	136	131±2	106						●	●	●	●	●	●



### ● P&Q series 20A&25A



Dimensions (mm)

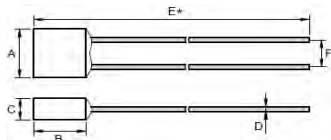
A	B	C	D	E*	F*
10.8±0.5	11.5±0.5	4.8±0.2	1.6±0.05	50±5	6.6±0.5

Model NO.	Tf (°C)	Fuse-Temp (°C)	TH (°C)	TM (°C)	Ir (A)	Ur (V)	*In 8/20us (15Times)	*Imax 8/20us (1 Time)	UL	CUL	ROHS
P115	115	111±2	82	200	20	250AC	15KA	25KA	●	●	●
P136	136	131±2	102						●	●	●
Q115	115	111±2	82	200	25	250AC	20KA	30KA	●	●	●
Q136	136	131±2	102						●	●	●

### SD,TD,PD,QD Series



### ● SD&TD Series 10A&15/16A



Dimensions (mm)

Series	A	B	C	D	E*	F*
SD/TD	8.6±0.5	7.5±0.5	3.6±0.2	1.05±0.05	45±5	5.2±0.5

Model NO.	Tf (°C)	Fuse-Temp (°C)	TH (°C)	TM (°C)	Ir (A)	Ur (V)	RoHS
SD102	102	98±2	72	160	10	125DC	●
SD115	115	111±2	85				●
SD125	125	121±2	95				●
SD130	130	125±2	100				●
SD136	136	131±2	106				●
SD150	150	145±2	120				●
TD102	102	98±2	72	160	15/16	125DC	●
TD115	115	111±2	85				●
TD125	125	121±2	95				●
TD130	130	125±2	100				●
TD136	136	131±2	105				●
TD150	150	145±2	120				●