


Model 25

1/4" Square

Sealed Single Turn

Thru-Hole

Cermet Trimming Potentiometer



ELECTRICAL

Standard Resistance Range	10 Ohms to 2 Megohms
Standard Resistance Tolerance	±10%
Input Voltage	300 Vdc Max. or rms not to exceed power rating
Power Rating	0.5 Watts at 70°C derating to 0 at 125°C
End Resistance	1% or 2 Ohms Max., whichever is greater
Actual Electrical Travel	210° nominal
Dielectric Strength	900 Vrms
Insulation Resistance	1,000 Megohms Min.
Resolution	Essentially infinite
Contact Resistance Variation	1% or 3 Ohms Max., whichever is greater

ENVIRONMENTAL

Seal	85°C Fluorinert® (No Leaks)
Temperature Coefficient	±100 ppm/°C
Operating Temperature Range	-55°C to +125°C
Thermal Shock	Five cycles -55°C to +125°C (2% ΔRT, 2% ΔVR)
Moisture Resistance	Ten 24 hour cycles (3% ΔRT)
Shock	6 ms sawtooth, 100 G's (1% ΔRT, 1% ΔVR)
Vibration	30 G's, 10 to 2,000 Hz (1% ΔRT, 1% ΔVR)
High Temperature Exposure	250 hours at 125°C (2% ΔRT, 2% ΔVR)
Rotational Life	200 cycles (2 Ohms or 3% ΔRT, whichever is greater)
Load Life	1,000 hours at 70°C & 0.5 Watts (3% ΔRT, 3% ΔVR)
Resistance to Solder Heat	350°C for 3 seconds or 260°C for 10 seconds (1% ΔRT)

MECHANICAL

Mechanical Stops	Solid
Stop Strength	7 oz.-in. Min. (500 g-cm)
Torque	3 oz.-in. Max. (200 g-cm)
Weight	0.02 oz. nominal (0.6 grams)

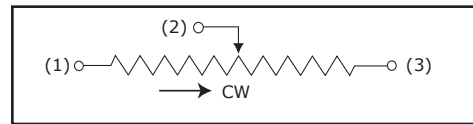
*Specifications subject to change without notice.
Fluorinert® is a registered trademark of 3M Company.*

Model 25

STANDARD RESISTANCE VALUES

10	100	1K	10K	100K	1Meg
20	200	2K	20K	200K	2Meg
50	500	5K	50K	500K	

CIRCUIT DIAGRAM



PACKAGING

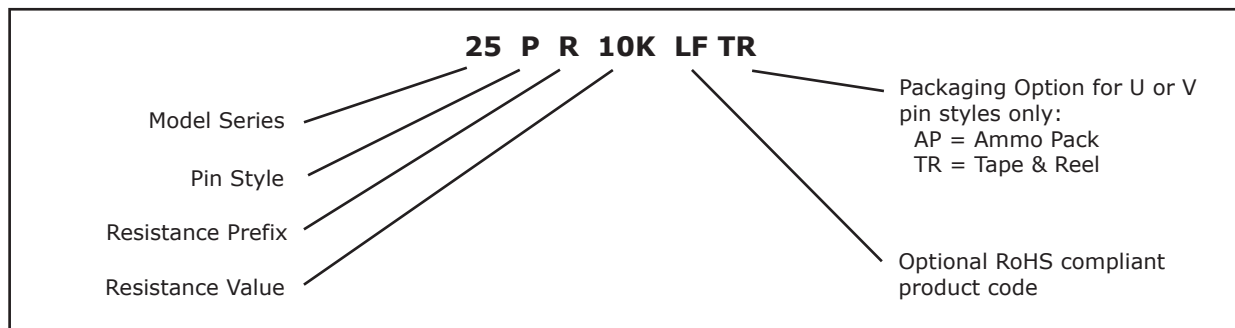
Standard (no code): Tubes. 50 units each. All units oriented with #1 pin to same side.

Option (TR code, only for U or V pin style): Tape & Reel. All units oriented with #3 pin toward direction of feed.

	Pin Style	V	U
Tape	Width =	18 mm	18 mm
	Single hole sprocket =	0.50" pitch	0.50" pitch
	Capacity =	1,000 units	750 units
Reel	Diameter =	14" (363 mm)	14" (363 mm)

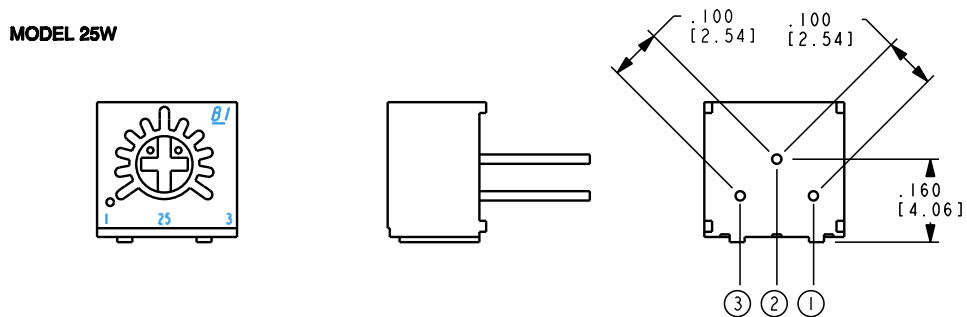
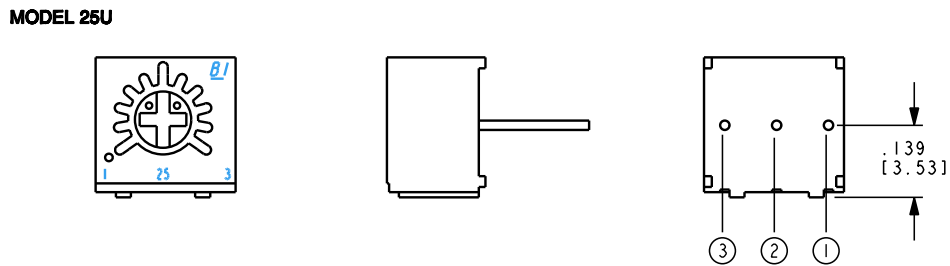
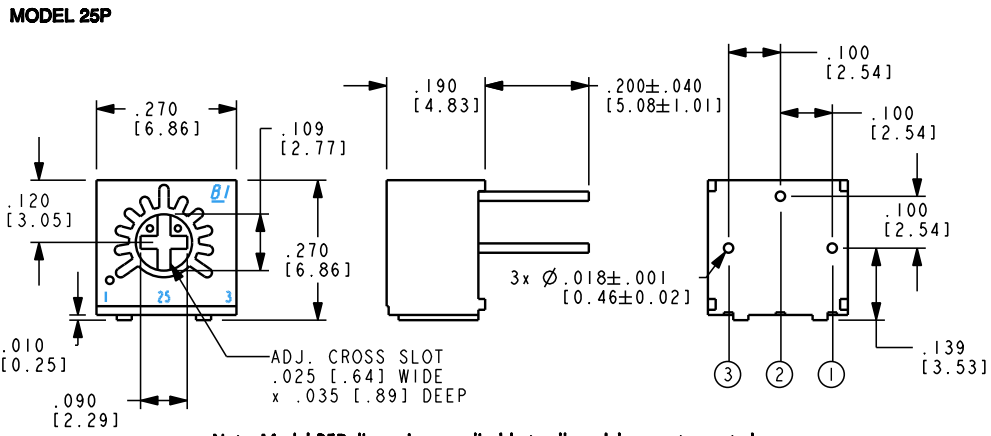
Option (AP code, only for U or V pin style): Ammo pack. Tape fold 12". Box 2.0" x 13.4" x 13.8" (50 mm x 340 mm x 350 mm)

ORDERING INFORMATION



Model 25

TOP ADJUSTMENT

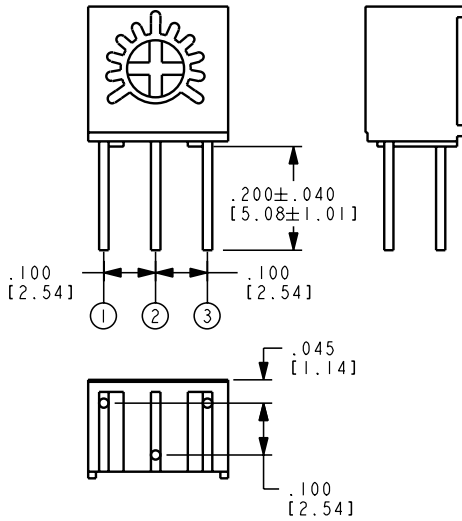


1. Dimensions in inch/mm
2. Tolerances ± 0.01 inch (0.3 mm) unless otherwise specified

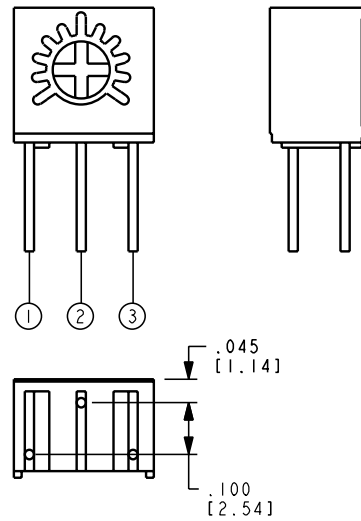
Model 25

SIDE ADJUSTMENT

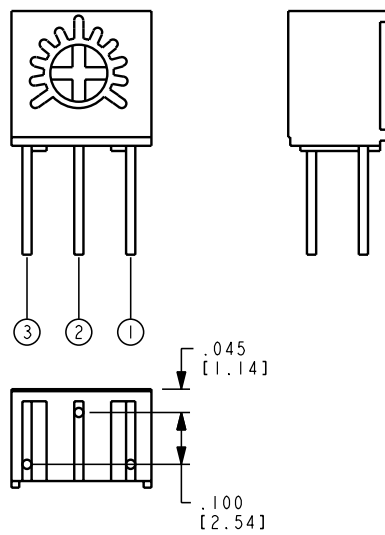
MODEL 25S



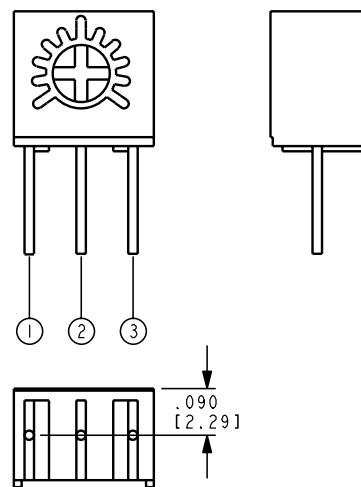
MODEL 25X



MODEL 25RX



MODEL 25V



1. Dimensions in inch/mm
2. Tolerances ± 0.01 inch (0.3 mm) unless otherwise specified