



DATA SHEET

GBPC3500~GBPC3510

GLASS PASSIVATED BRIDGE RECTIFIER

VOLTAGE 50 to 1000 Volts **CURRENT** 35 Amperes

GBPC Unit: mm



Recognized File # E111753

FEATURES

- Plastic material has Underwriters Laboratory Flammability Classification 94V-O
- The plastic package has Underwriters Laboratory Flammability Classification 94V-O.
- Both normal and Pb free product are available :
 - Normal : 80~95% Sn, 5~20% Pb
 - Pb free: 98.5% Sn above

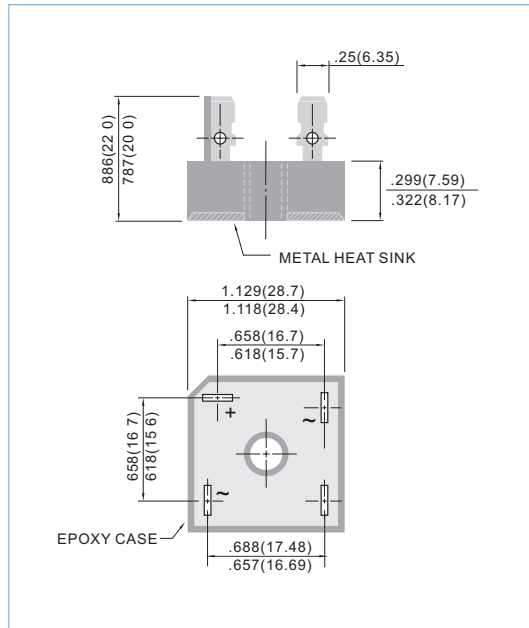
MECHANICAL DATA

Case: Molded plastic with heatsink integrally mounted in the bridge encapsulation.

Mounting position: Any

Weight: 1 ounce, 30 grams

Terminals: Plated .25" FASTON



MAXIMUM RATINGS AND ELECTRICAL CHARACTERISTICS

Rating at 25°C ambient temperature unless otherwise specified. Resistive or inductive load, 60Hz.
For Capacitive load derate current by 20%.

PARAMETER	SYMBOL	GBPC 35005	GBPC 3501	GBPC 3502	GBPC 3504	GBPC 3506	GBPC 3508	GBPC 3510	UNITS
Maximum Recurrent Peak Reverse Voltage	V _{RRM}	50	100	200	400	600	800	1000	V
Maximum RMS Bridge Input Voltage	V _{RMS}	35	70	140	280	420	560	700	V
Maximum DC Blocking Voltage	V _{DC}	50	100	200	400	600	800	1000	V
Maximum Average Forward Current For Resistive Load at T _C =55°C	I _{AV}	35							A
Non-repetitive Peak Forward Surge Current at Rated Load	I _{FSM}	400							A
Maximum Forward Voltage per Bridge Element at 1.5A Specified Current	V _F	1.2							V
Maximum Reverse Leakage Current at Rated @ T _A =25°C Dc Blocking Voltage @ T _A =100°C	I _R	10.0 1000							uA
I _t Rating for fusing (t < 8.35ms)	I _t	660							A ² t
Typical Thermal Resistance per leg	R _{θJC}	3.0							°C/W
Operating Junction and Storage Temperature Range	T _J , T _{STG}	-55 to + 150							°C



RATING AND CHARACTERISTIC CURVES

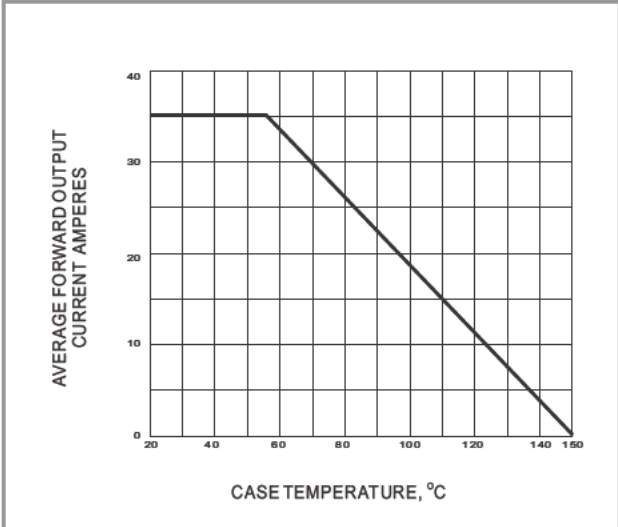


Fig.1 DERATING CURVE FOR OUTPUT RECTIFIED CURRENT

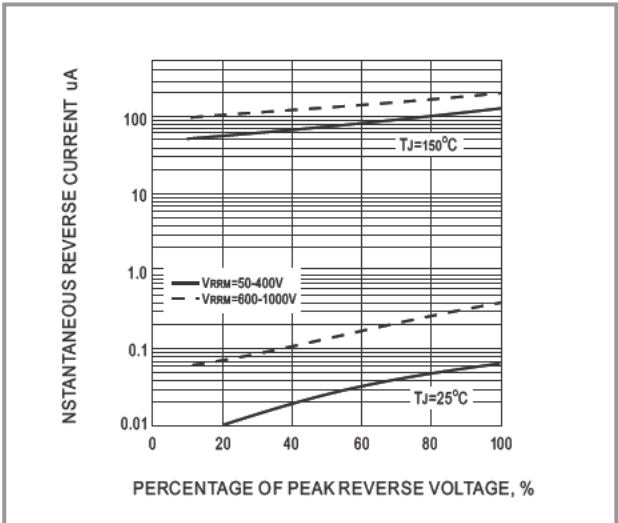


Fig.2 TYPICAL REVERSE CHARACTERISTICS

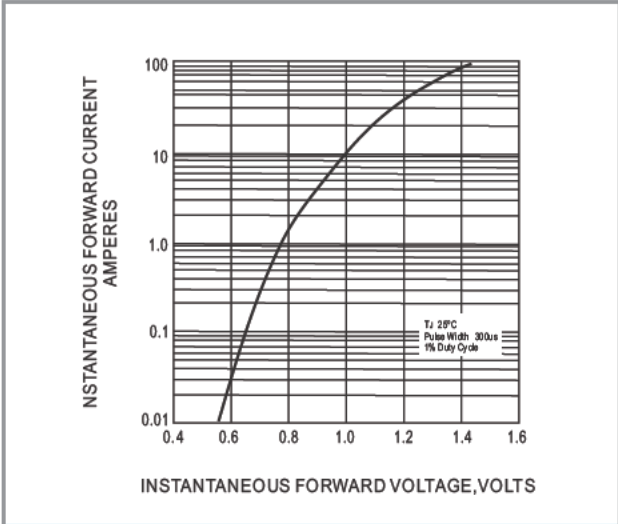


Fig.3 TYPICAL FORWARD CHARACTERISTIC